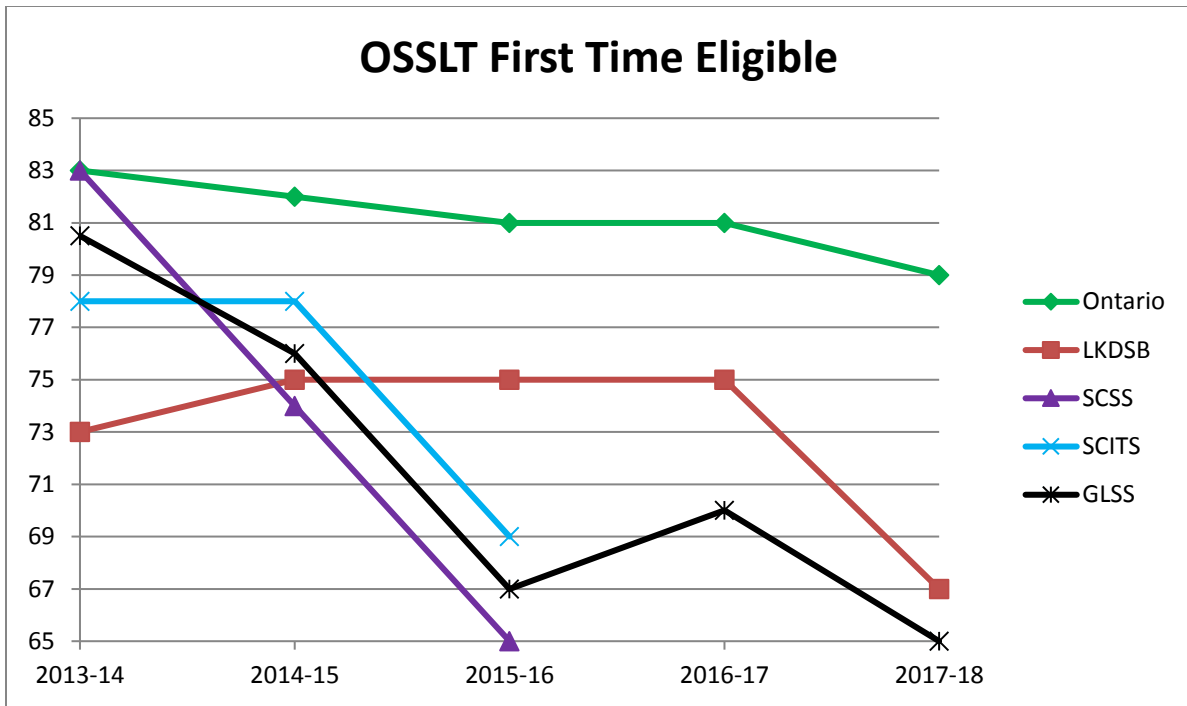
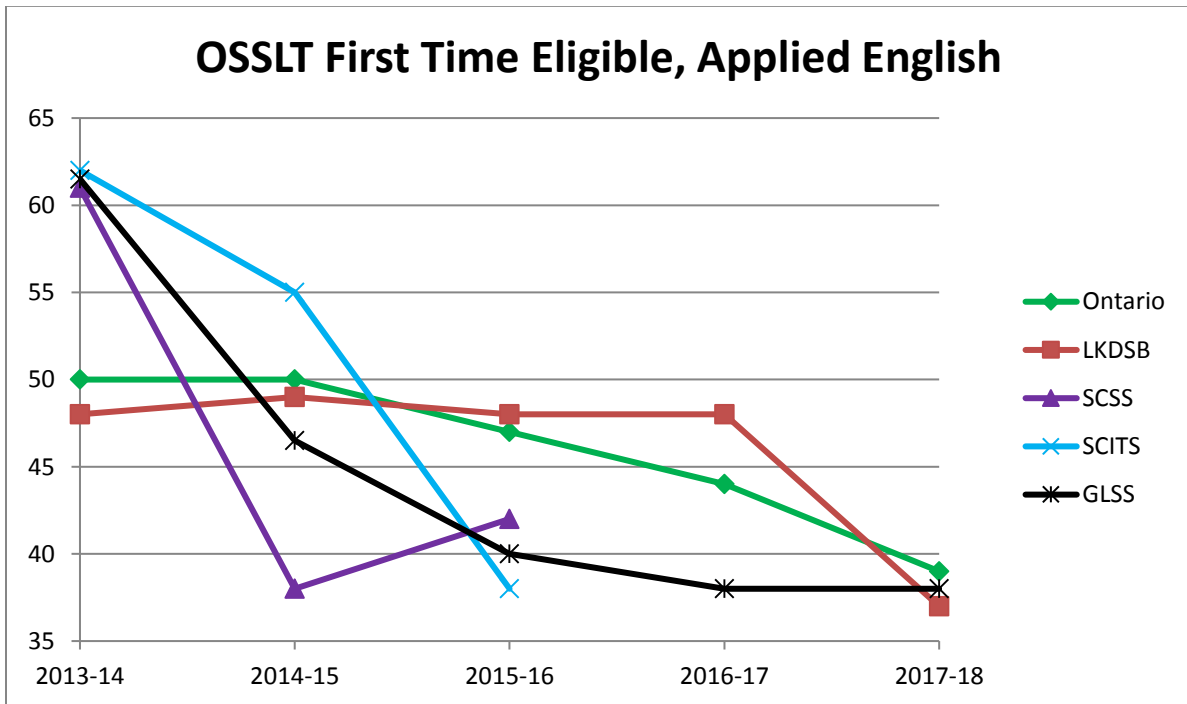


OSSLT First Time Eligible



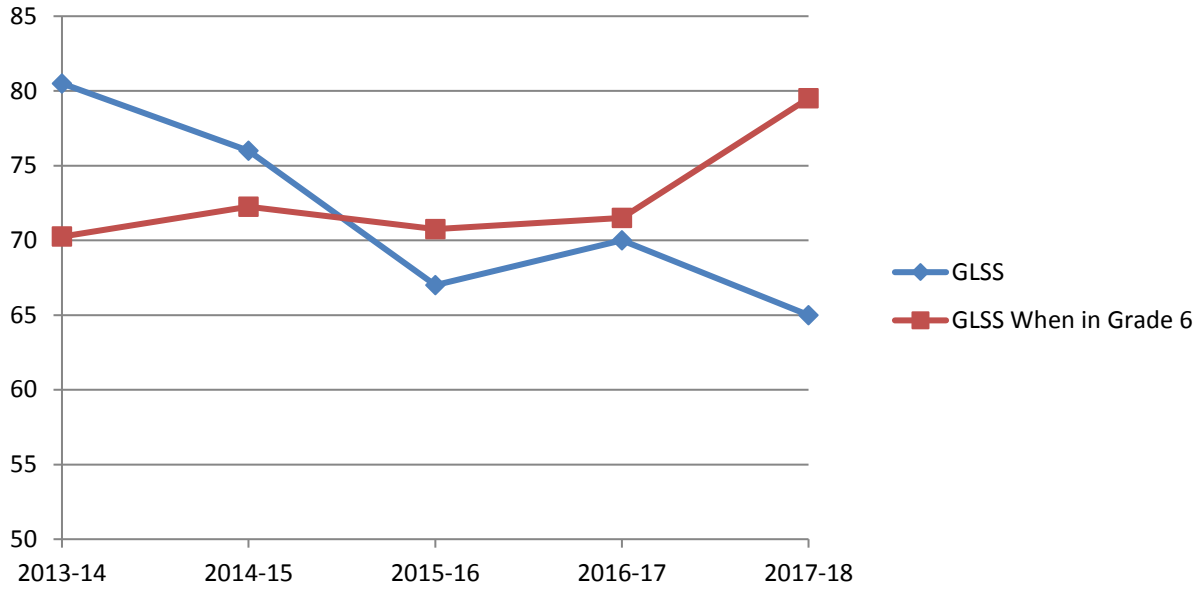
	2013-14	2014-15	2015-16	2016-17	2017-18	3 year avg	3 year trend	5 year trend
Province	83	82	81	81	79	80.3	-1.0	-0.9
LKDSB	73	75	75	75	67	72.3	-4.0	-1.2
GLSS	80.5	76	67	70	65	67.3	-1.0	-3.7

OSSLT First Time Eligible, Applied English



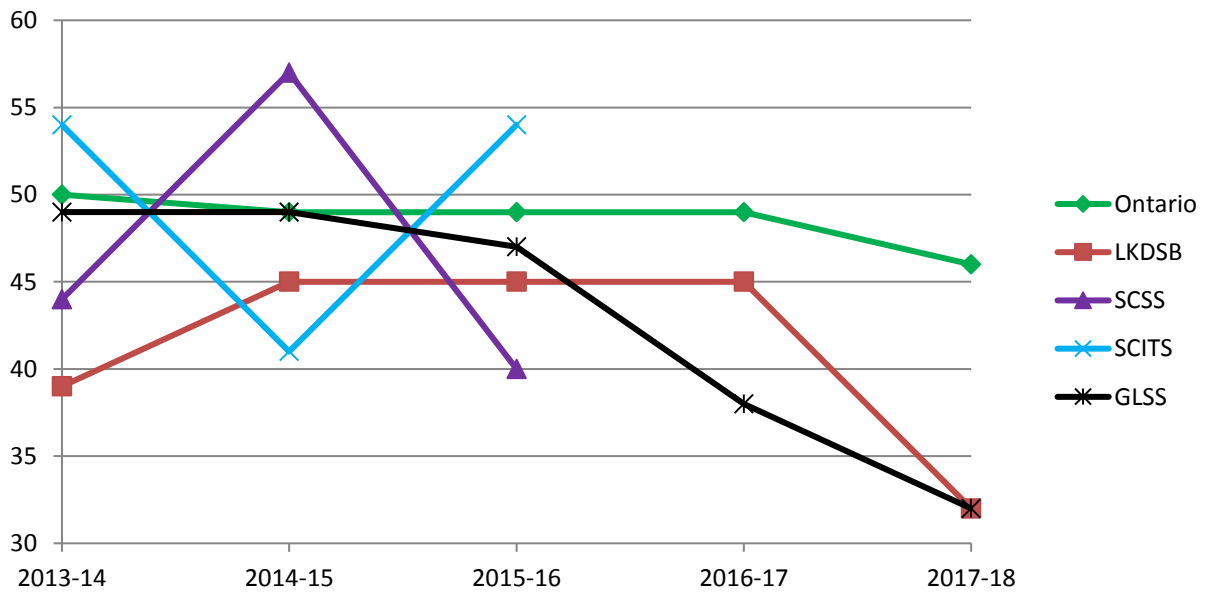
	2013-14	2014-15	2015-16	2016-17	2017-18	3 year avg	3 year trend	5 year trend
Province	50	50	47	44	39	43.3	-4.0	-2.8
LKDSB	48	49	48	48	37	44.3	-5.5	-2.3
GLSS	61.5	46.5	40	38	38	38.7	-1.0	-5.6

OSSLT Cohort Tracking



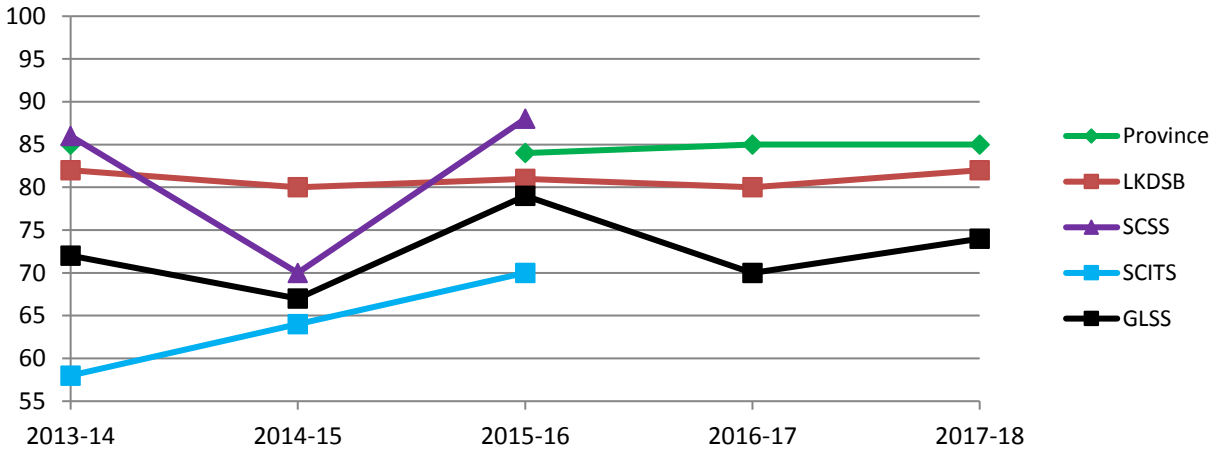
	2013-14	2014-15	2015-16	2016-17	2017-18	3 year avg	3 year trend	5 year trend
GLSS	80.5	76	67	70	65	67.3	-1.0	-3.7
Grade 6	70.3	72.3	70.8	71.5	79.5	73.9	4.4	1.8

OSSLT Previously Eligible



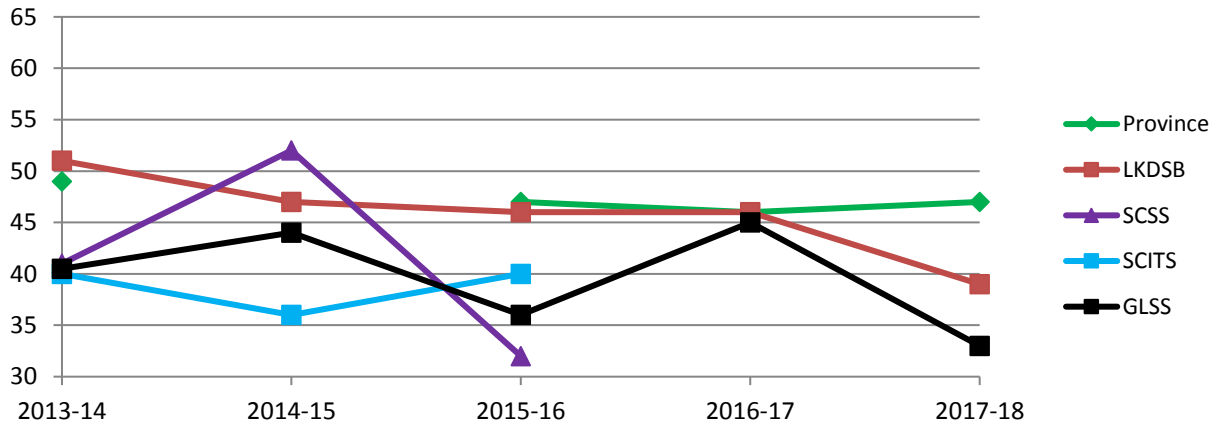
	2013-14	2014-15	2015-16	2016-17	2017-18	3 year avg	3 year trend	5 year trend
Province	50	49	49	49	46	48.0	-1.5	-0.8
LKDSB	39	45	45	45	32	40.7	-6.5	-1.4
GLSS	49	49	47	38	32	39.0	-7.5	-4.5

EQAO Grade 9 Academic Math, Fully Participating



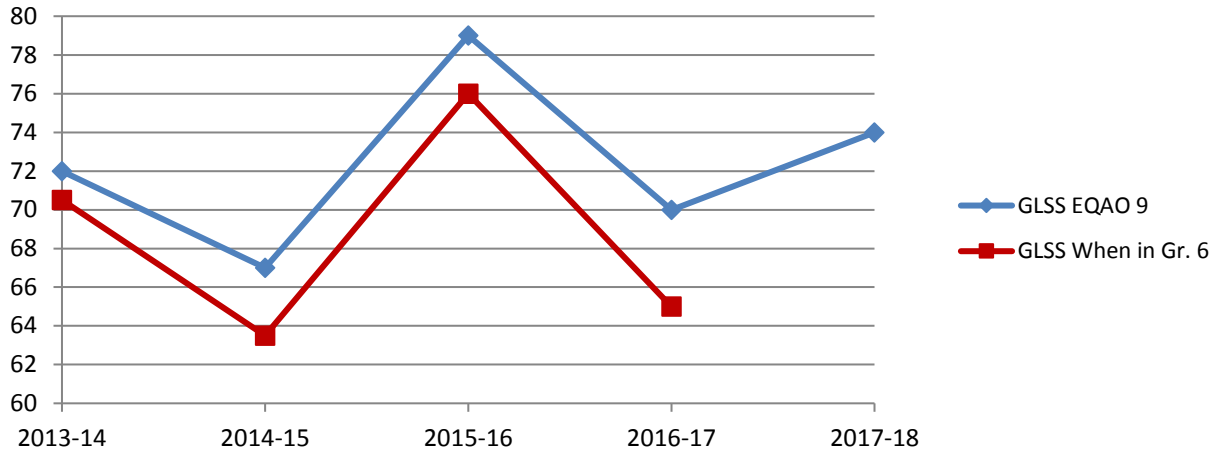
	2013-14	2014-15	2015-16	2016-17	2017-18	3 year avg	3 year trend	5 year trend
Province	85		84	85	85	84.7	0.5	#VALUE!
LKDSB	82	80	81	80	82	81.0	0.5	0.0
GLSS	72	67	79	70	74	74.3	-2.5	0.7

EQAO Grade 9 Applied Math, Fully Participating



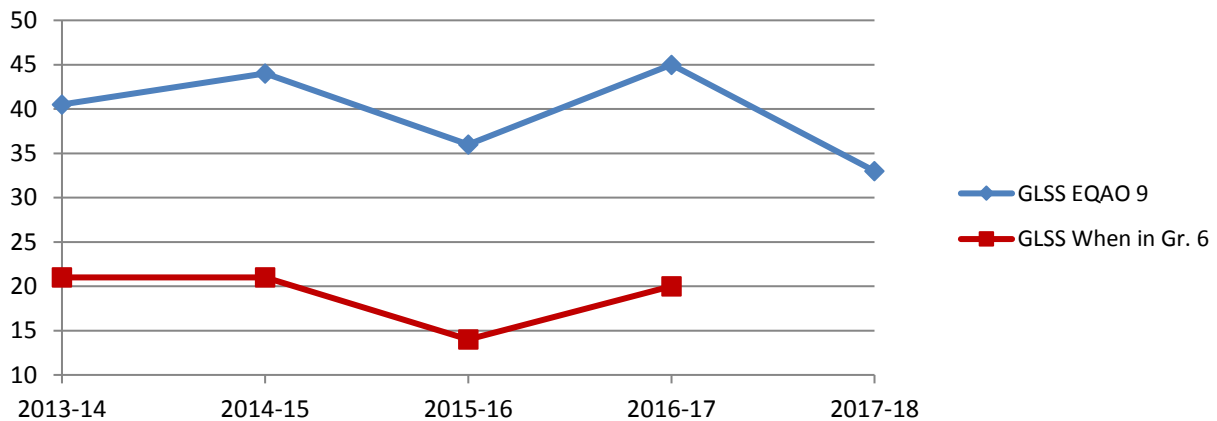
	2013-14	2014-15	2015-16	2016-17	2017-18	3 year avg	3 year trend	5 year trend
Province	49		47	46	47	46.7	0.0	#VALUE!
LKDSB	51	47	46	46	39	43.7	-3.5	-2.5
GLSS	40.5	44	36	45	33	38.0	-1.5	-1.4

EQAO Grade 9 Academic Math Cohort Tracking



	2013-14	2014-15	2015-16	2016-17	2017-18	3 year avg	3 year trend	5 year trend
GLSS	72	67	79	70	74	74.3	-2.5	0.7
Grade 6	70.5	63.5	76	65		70.5	#VALUE!	#VALUE!

EQAO Grade 9 Applied Math Cohort Tracking



	2013-14	2014-15	2015-16	2016-17	2017-18	3 year avg	3 year trend	5 year trend
GLSS	40.5	44	36	45	33	38.0	-1.5	-1.4
Grade 6	21	21	14	20		17.0	#VALUE!	#VALUE!